


_____ 's

Book of Facts

ABOUT SEXUAL ABUSE




What is Sexual Abuse?




What are other words for Sexual Abuse?



Does Sexual Abuse Happen to Other Kids?



How many girls before they are age 18?



How many boys before they are age 18?


Who Sexually Abuses Kids?

Is it just men?


Do some women sexually abuse kids?

Do some older kids sexually abuse other kids?


How many people sexually abuse kids?



a little



Some



Many

Can You Tell?

Can you tell if a kid has been sexually abused, just by looking at them?



Yes or No

Can you tell if an adult or older kid will sexually abuse younger kids, just by looking at them?

Yes or No

**Do most kids know the person who
sexually abuses them?**



Do most kids tell?

Yes No

Why not?



What Kind of Tricks do Some Adults or Some Older kids Use, to Sexually Abuse Kids?

**Make a list. Circle the tricks that were used when you
were sexually abused.**



What Can Kids Do When They Have Been Sexually Abused?

Tell a safe adult. Keep telling until the abuse stops.

Talk about your feelings and thoughts about the sexual abuse with safe adults.

Go to counseling to talk about your feelings and thoughts.

Learn how to take care of your feelings.



Make a List of Your Safe Adults?



Remember to take care of yourself.

Make a list of things that you do that
help you to feel safe, happy and
cared for.



Can Kids Heal After Sexual Abuse?

Absolutely!

**Draw a picture of you and your safe
person or people after you have healed.**



This Book was Made by

who is awesome, like a unicorn



This Book was Made by



**who is awesome, like a super
hero!**



Melinda Clontz, MSW, LCSW

This Book was Made by



**who is awesome, like a super
hero!**



Melinda Clontz, MSW, LCSW

This Book was Made by

who is

AWESOME!

Directions for Sexual Abuse Fact Book

Purpose:

- to help children, who have been sexually abused, learn the facts about sexual abuse
- to make it OK to talk about sexual abuse
- to learn facts that help kids know they are not alone, they can heal and to correct misinformation they have about sexual abuse
- to identify tricks used to sexually abuse kids

Directions

- Appropriate for kids ages 6 to 12.
- Supplies-markers, pens, or crayons, print out of work book
- Introduce the activity of learning facts about sexual abuse to the child.
- Title Page-Have the child write their name and draw a picture of themselves.



Directions for Sexual Abuse Fact Book

- Page 2-Help child create a definition of sexual abuse
- Page 3-Help child list others words for sexual abuse
- Page 4-Help child answer the questions and emphasize that abuse does happen to other kids. Have kids circle 1 girl to represent that 1 girl out of 3 will be sexually abused by the time they are age 18. Have them circle 1 boy, to represent that 1 out of 6 will be sexually abused by the time they are age 18.
- Page 5-Discuss who sexually abuses kids. We want kids to understand that some people do abuse kids and not all do. We also want kids to understand that different gender and ages of people can abuse children.



Directions for Sexual Abuse Fact Book

- Page 6-Help kids circle the correct answer to help them understand that you can't tell by looking if a child has been sexually abused and you can't tell who has or will sexually abuse a child.
- Page 7-Help kids answer if most kids know the person who abused them. Help kids answer if most kids tell and make a list of why kids don't tell.
- Page 8-Help the child make a list of tricks that people use to sexually abuse kids. Then have the child circle the ones that were used by their abuser.
- Page 9-Discuss with child things kids can do when they experience sexual abuse.
- Page 10-Help kid make a list of safe adults.

Directions For Sexual Abuse Fact Book

- Page 11-Help the child make a list of how they take care of themselves.
- Page 12- Have child draw a picture of them and their caregiver or safe adult after they have healed.
- Page 13-16-Have child pick a final page of their book and write their name.

